

**DATA SHEET**

# ARUBA CENTRAL

Cloud networking and AIOps for campus, branch, and remote environments

Aruba Central is designed to simplify the deployment, management and optimization of WLAN, LAN, VPN and SD-WAN. As the single pane of glass for Aruba ESP, the use of integrated AI-based machine learning, IoT device profiling for security and unified infrastructure management accelerates the edge-to-cloud transformation for today's intelligent edge.

Streamlined workflows, centralized monitoring and control, built-in AIOps, detailed alerts, reporting and troubleshooting combine to save time and resources. IT can spend less time on managing the infrastructure and more on creating value for the business.

## STREAMLINED NETWORK OPERATIONS

It all begins with the interface, which is informative and easy to use. Upon login, gain direct access to manage network and security infrastructure and configuration, add or remove devices and licenses, and integrate with existing IT systems. Aruba Central provides quick and easy access to the data required to manage, analyze and maintain your networks, devices and clients from a single pane of glass. This saves time and reduces the learning curve while improving how your network performs.

Onboarding of network devices is a key activity in any environment, but can be time consuming and complex. Aruba Central simplifies IT operations with an easy setup wizard, Zero Touch Provisioning, and an integrated installer app.

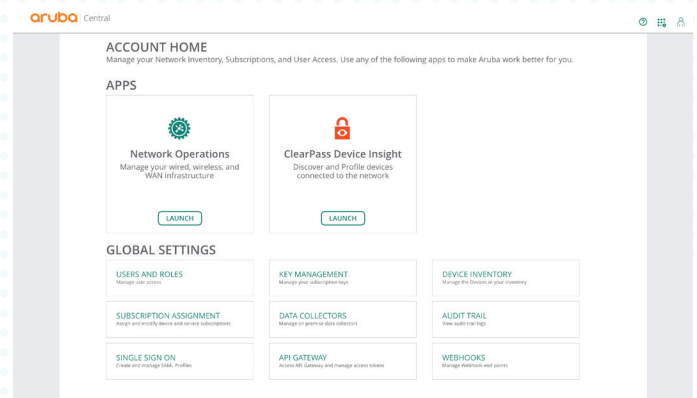
The setup wizard automatically adds account subscriptions, synchronizes device inventory from orders, and assigns subscriptions to devices. This saves time, improves accuracy, and makes it easier to onboard devices into your environment.

### Zero-Touch Provisioning (ZTP)

Zero Touch Provisioning (ZTP) gets new infrastructure devices up and running. Configuration parameters are centrally defined for Aruba access points (Instant or Micro-branch),

## KEY FEATURES

- Cloud-native enterprise campus WLAN software
- Contact tracing and location tracing
- AI Insight for WLAN, switching, and SD-WAN
- Advanced IPS/IDS threat defense management
- Mobile application-based network installation
- Unified management for access and WAN edge
- Live Chat and an AI-based search engine
- Cloud, on-premises and as-a-Service options
- Integration with User Experience Insight



**Figure 1: Aruba Central Home screen for account management**

switches, VPN users and gateways, and are automatically downloaded as device boot up. Each device connects to Aruba Central and automatically receives its running configuration, regardless of location.

The integrated installer app allows you to delegate the installation and deployment of devices to a trusted resource or third-party service provider. The app lets you define the access privileges of an installer and track the onboarding process as devices are scanned and added to the assigned network. The ZTP process is then used, and the status of devices is instantly updated in the Central installer dashboard.



## CONTACT TRACING AND LOCATION TRACING

Historical Wi-Fi location data is available with Aruba Central and can be exported to third-party data analysis tools as needed. This includes simple search queries can be run on a per-client basis to identify nearby clients and contact duration. The solution is intended to expediently provide data for appropriate enterprise and public health entities to manage and counteract potential COVID-19 outbreaks.

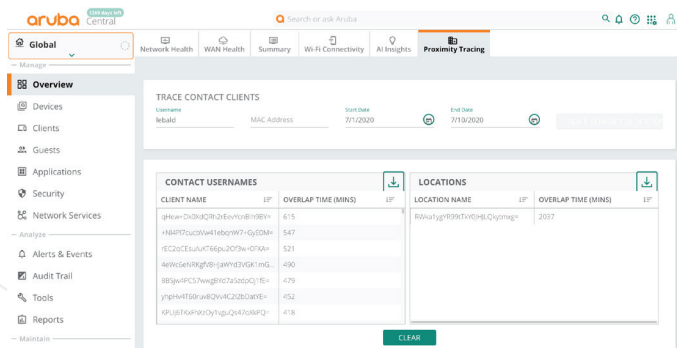


Figure 2: Proximity Tracing

To expand location accuracy, the Bluetooth radio within Aruba APs can be used as Bluetooth tags or as Bluetooth hubs when deployed as part of Aruba Meridian. For more details, please learn about [Hybrid Workplace](#) solutions.

This feature is available as an extension through Aruba Central, and is included as part of Aruba's business continuity and recovery special program offers. Please contact your Aruba sales representative for consultation and support.

## UNIFIED INFRASTRUCTURE MANAGEMENT

The first thing you'll notice is the network health overview. This primary dashboard provides a global or site view of all managed devices. A detailed list of device usage, utilization and RF noise, along with WAN up link and tunnel status can be easily viewed.

At-a-glance views provide comprehensive visibility and control at the global level. Selecting a site changes the interface to only show those devices relevant for specific sites. The same is true for clients at each site.

### Supported network devices

Aruba Central provides management for Aruba WLAN, wired, SD-WAN and VPN infrastructure. In addition to Unified APs and other currently supported devices ([https://help.central.arubanetworks.com/latest/documentation/online\\_help/content/nms/overview/supported\\_devices.htm](https://help.central.arubanetworks.com/latest/documentation/online_help/content/nms/overview/supported_devices.htm)),

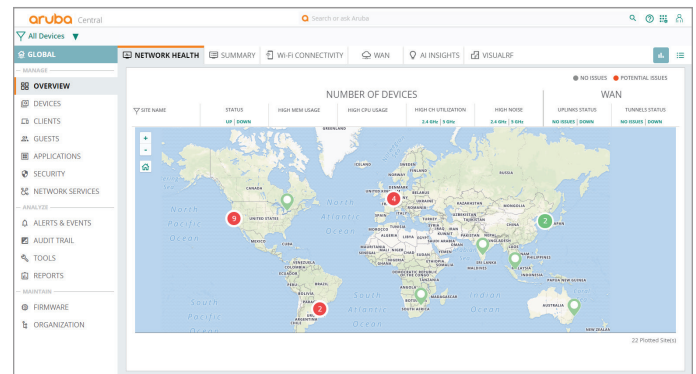


Figure 3: Network Summary

Aruba Central will expand support for select controller-based APs, switches, gateways, and controller hardware. Please note, compatible ArubaOS and Aruba CX software versions are required for this functionality.

## ADVANCED AIOps

With continuous monitoring, AI-based insights provide real-time visibility and alerts into what's happening in the wireless LAN, switching, and SD-WAN infrastructure. The insights leverage a growing pool of network data, and deep domain experience.

When a problem occurs, quick identification, characterization and resolution are at the core of maintaining a stable environment. Here again, Aruba Central's AI Insights deliver the right context-based information at the right time, thus providing a more efficient alternative to event or command line based troubleshooting. However, detailed events and integrated command line tools are available when needed.

The result is a consistent, reliable and timely flow of information about the RF environment that helps IT work smarter despite increasing demands and the complexity that a growing network often brings.

### User Experience Insight (UXI) integration

Directly view and monitor UXI health status on the network health view. When a problem is uncovered, quickly identify systemic issues across a global topography using the enhanced Network Health dashboard - and access the full UXI dashboard for advanced troubleshooting.

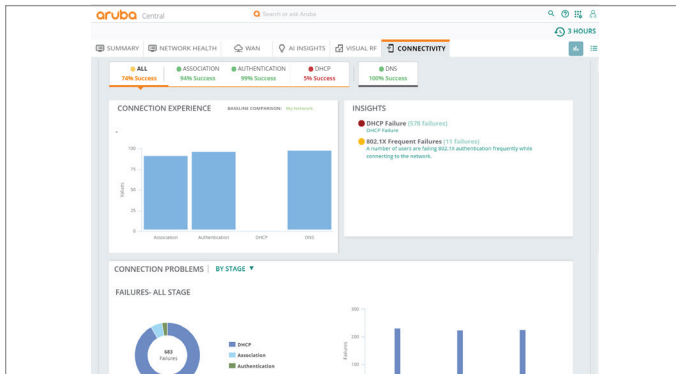


Figure 4: AI-based connectivity insights

## REPORTING AND IN-DEPTH TROUBLESHOOTING

Aruba Central includes the ability to create comprehensive reports that cover device connectivity, network health and user account activity. A reporting wizard is also provided to generate scheduled and on-demand reports that highlight network and application health, throughput and usage data, device and client inventory and activity auditing.

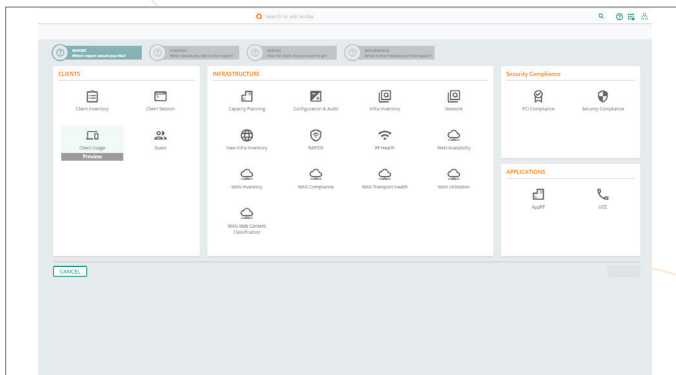


Figure 5: Reporting Wizard

## HIGHER CAMPUS SCALE AND RESILIENCY

Aruba Central provides the ability to enable enterprise campus WLAN and switching capabilities natively in the cloud. Traditional ArubaOS and Aruba CX features such as Live Upgrades, clustering/stacking management, and configuration hierarchy will be managed directly within Aruba Central to accelerate the delivery of campus network services and converge network management from campus to branch. Compatible ArubaOS and Aruba CX software versions are required for this functionality. Please contact your Aruba representative for more information on availability.

Additional WLAN features include:

- Management of 100,000 APs or more per network
- Mobility Master functionality natively in the cloud
- AirMatch, an AI-powered RF management feature.
- Conversion and management of controller-based WLAN architecture (now referred to as tunnel mode)
- Automation of bridge mode (Aruba Instant) and tunneled mode (Instant to gateway) for each site

Additional switch features include:

- Onboarding, management, and overall orchestration
- Compatibility with Aruba CX software
- Enhancements to Dynamic Segmentation

## REMOTE TELEWORKER SERVICES

Aruba Central manages secure overlay VPN tunnels from APs and VIA VPN clients to SD-WAN Gateways deployed in data centers or public cloud infrastructure. This enables IT to easily scale network infrastructure to support thousands of remote users who need access to corporate applications and services. For existing customers with APs running Aruba Instant or APs with IAP-VPN connections, it's easy to convert to an Aruba Central-managed VPN platform. Learn more in the [Aruba Central Work From Home At-A-Glance](#).

## SD-WAN ORCHESTRATION AND MANAGEMENT

The monitoring and control of SD-WAN virtual, headend and branch gateways allows IT to centrally manage the infrastructure and routing of traffic over MPLS, broadband and cellular links. Aruba Central also provides:

- Integrated topology views for graphical representation of gateways and details per site
- Application performance scores for WAN circuit health, bandwidth availability and tunnel status for each site
- WAN orchestration for the management of routing preferences across branch locations and data centers
- Virtual Gateway management to directly extend policies to the public cloud hosted gateways
- VPN services for remote APs (IAP-VPN) and VIA client users

Workflows also exist that allow IT to look into specific device, policy or circuit configuration information to improve the user experience. For more information about Aruba SD-WAN, please refer to the [SD-WAN data sheet](#).



## Threat Defense with IPS/IDS

To improve security against a growing attack surface, gateways deployed in SD-WAN mode add role and identity-based intrusion detection and prevention (IDS/IPS) capabilities on top of existing security features. Advanced Aruba Central security dashboard provides IT Teams with network-wide visibility, multi-dimensional threat metrics, threat intelligence data, correlation and incident management. This feature requires an Aruba Central Thread Defense subscription license.

## AUTOMATED MOBILE AND IOT DEVICE SECURITY

To facilitate the deployment of mobile and Internet of Things (IoT) devices, Aruba Central can directly display information gathered from Aruba ClearPass Device Insight, which offers AI/ML based profiling. Device Insight automatically categorizes all devices on any wired or wireless network.

The use of packet inspection also allows Aruba Central to create behavioral profiles for the devices connected to the network. IT can use Aruba Central to see specific traffic patterns for any device to ensure that a device is actually what it is displayed as.

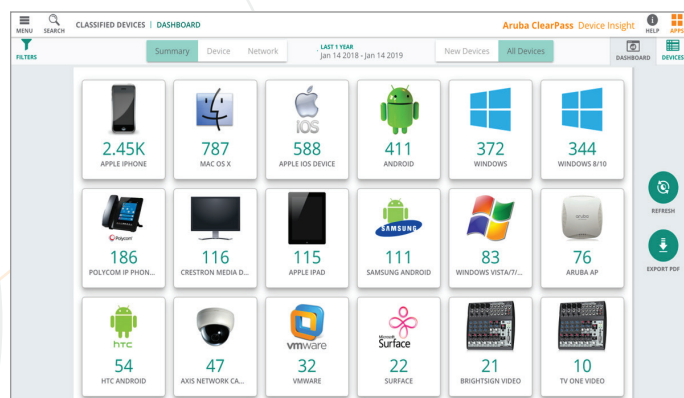


Figure 6: Mobile & IoT device visibility for accurate policy use

## A MICROSERVICES APPROACH

Agility in the software world is the difference between waiting for months versus days for a new feature or fix. Aruba Central is designed to deliver fault tolerance and flexibility so that new services can easily be added without effecting core functionality.

The flexibility also extends to Aruba's ability to offer a cloud-like experience via an on-premises option if desired.

## CLOUD SECURITY AND RELIABILITY

Designed from the ground up, Aruba Central ensures the highest possible availability through:

- A web-scale database design for responsive performance, even when working with large amounts of data
- Service redundancy, hosted from data centers worldwide in multiple locations
- Secure HTTPS connectivity, with certificate-based authentication for the highest level of protection

## FLEXIBLE DEPLOYMENT

Aruba Central is delivered in the cloud through a software-as-a-service (SaaS) licensing model. Also available for qualified customers are on-premises, and as-a-Service options through Aruba Managed Connectivity Services. To learn more, please contact your Aruba sales representative.

## SIMPLIFIED LICENSING

Aruba Central licenses provide and support on-demand features such as:

- Aruba Central dashboard access
- New features and continuously available updates
- Lifecycle management of all managed devices
- Cloud and on-premises as-a-service options
- Customized campus, branch, remote and DC/cloud deployments
- Predictive search and AI-based troubleshooting assistance
- 24x7 Technical Assistance Center (TAC) access for software and all Central-managed devices

## ARUBA CENTRAL HELP CENTER

Aruba Central includes enhanced search powered by AI and a Natural Language Processing (NLP) engine and integrated 24x7 live chat for assistance when you need it most. The new AI Assist feature helps you automatically notify the Aruba Technical Assistance Center (TAC) of a persistent issue.

For information on features, configuration and newly supported APs, switches, and gateways, please visit the [Aruba Central Help Center](#)

## AIRHEADS COMMUNITY

Aruba's Airheads Community is a great place to connect, innovate and share with some of the sharpest mobility enthusiasts in the networking industry. You'll get access to discussion forums, expert articles and cutting-edge content. Learn more at [arubanetworks.com/airheads-community/](http://arubanetworks.com/airheads-community/)



## FOUNDATION CARE FOR ARUBA

Aruba products that are assigned an Aruba Central device token are fully supported and include:

- 24x7 priority technical support including guidance on configuration, interoperability, and other best practices
- Software updates and upgrades for Aruba Central and all Aruba hardware products managed by Aruba Central
- Option to upgrade parts replacement for all hardware managed by Aruba Central

Your product replacement will be covered by the product warranty unless you choose to upgrade your hardware replacement under a Foundation Care for Aruba contract. For complete details on the Foundation Care portfolio, please visit: <https://www.arubanetworks.com/support-services/overview/>

## MIGRATION AND SUPPORT SERVICES

Professional services are also available to provide migration assistance including consultation, network design, delivery, installation, training, and lifecycle management services.

Aruba's Proactive Engineering and QuickStart Services are available to augment your team, boost capabilities, and help jump start projects.

Please contact your Aruba or partner representative and learn more about [Aruba Global Services](#).

## FOR SERVICE PROVIDERS

Aruba Central provides an option for managed service providers (MSPs) to manage multi-tenant network environments for enterprises. More information on MSP mode and other technical details are available in the [Aruba Central Help Center](#).



ORDERING INFORMATION	
Part Number	Description
<b>Device Management Subscription</b>	
JY925AAE	Aruba Central Device Management Subscription for 1 Year
JY926AAE	Aruba Central Device Management Subscription for 3 Years
JY927AAE	Aruba Central Device Management Subscription for 5 Years
<b>Services Subscription</b>	
JY928AAE	Aruba Central Services Management Subscription for 1 Year
JY929AAE	Aruba Central Services Management Subscription for 3 Years
JY930AAE	Aruba Central Services Management Subscription for 5 Years
<b>Refer to the following portfolio pages for additional information on Aruba Access Points, Switches and SD-WAN networking solutions</b>	
Access Points: <a href="https://www.arubanetworks.com/products/networking/access-points/">https://www.arubanetworks.com/products/networking/access-points/</a>	
Switches: <a href="https://www.arubanetworks.com/products/networking/switches/">https://www.arubanetworks.com/products/networking/switches/</a>	
SD-WAN: <a href="https://www.arubanetworks.com/products/networking/gateways-and-controllers/">https://www.arubanetworks.com/products/networking/gateways-and-controllers/</a>	

**Note:** Aruba Central Managed (CM) SKUs are available to simplify ordering within the U.S. and Canada. Refer to the Wireless Access Point and Switch Data Sheets for more information.